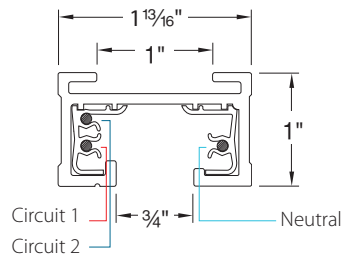



J2 TRACK

120V Double Circuit Track System

WAC LIGHTING

Responsible Lighting®



Fixture Type:

Catalog Number:

Project:

Location:

PRODUCT DESCRIPTION

Designed for nearly every application and interior environment, our extensive 120V Track collection offers hundreds of luminaires that integrate cutting edge design and aerospace detailing with designer glass and metal finishes. Versatile yet sturdy, the track systems can be surface mounted or suspended from the ceiling, liberating luminaires from the constraints of rigid mountings and enabling the lighting design to adapt to changing styles and spaces. 120V 3-wire, wide style track. Saves on installation costs by eliminating the need for long separate feed runs.

FEATURES

- Each Circuit is rated at 20A and allows the control of two individual sets of fixtures
- Enables the use of two separately switched circuits on one section or run of track
- Compatible with all JHT and JTK series track luminaires
- Saves on installation costs by eliminating the need for long separate feed runs

SPECIFICATIONS

Materials: Aluminum extrusion with copper bus wire.

Electrical: 20 Amps rated, 120V. It is common practice to use tracks at 80% capacity to insure compatibility with dimmers and connectors (1920W maximum).

Mounting: Can be installed on drywall, or suspended ceilings.

Dimming: *Not recommended for dimming on both circuits. If two circuit dimming is required – please use W track as alternate*

Standards: UL & CUL listed

Selecting Connectors (example using J2 Track)

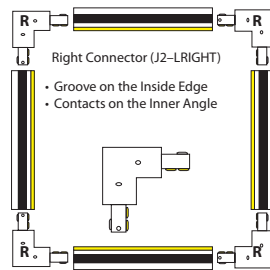
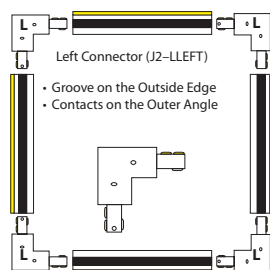
- In order to select the appropriate connectors to maintain electrical continuity, start at your power source and walk the length of the track. If you turn left, use a left connector. If you turn right, use a right connector.

Polarity is just a matter of matching ends

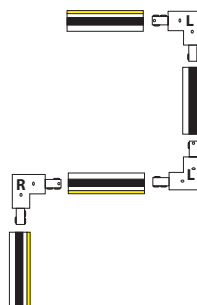
The 2 wire side of a "J2" Track has an indicator groove running its length

- Using a left connector, the track would run with the groove along the outside

- Using a right connector, the track would run with the groove along the inside



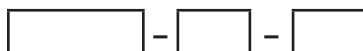
■ = Electrical Continuity



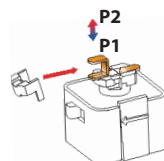
ORDER NUMBER

Model	Length	Finish
J2 J2 Track	T4 4'	BK Black
	T8 8'	WT White
	T12 12'	

Each section includes two matching end caps.



Example: J2-T8-WT



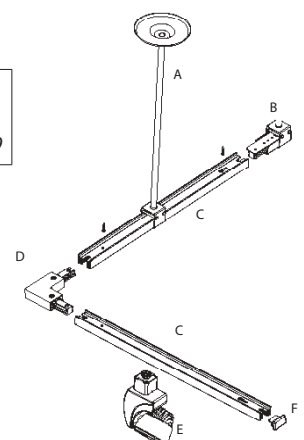
J CLIP

Model	Description
JCLIP	Each 4' section includes 3 Each 8' section includes 6 Each 12' section includes 9

Locks connectors on luminaire into 2-circuit mode

Sample Layout

A	SK18	18" Track suspension rod
B	J2-LE	Live end connector
C	J2-T4	4 foot Section of J2 Track
D	J2-LLEFT	"J2" Connector (Left)
E	J-LED175-27	LEDme™ LED track head
F	J-ENDCAP	End Cap (included with track section,



WAC Lighting

www.waclighting.com

Phone (800) 526.2588 • Fax (800) 526.2585

Headquarters/Eastern Distribution Center

44 Harbor Park Drive • Port Washington, NY 11050

Phone (516) 515.5000 • Fax (516) 515.5050

Western Distribution Center

1750 Archibald Avenue • Ontario, CA 91760

Phone (800) 526.2588 • Fax (800) 526.2585

J2 TRACK

120V Double Circuit Track System

WAC LIGHTING

Responsible Lighting®

Quick Connect™ Adapter

Model

Finish

 <p>Quick Connect™ Adapter</p>	EN-JQ50AR	<i>Min. Load: 1W</i> <i>Max Load: 50W</i>	BK
			WT

Fixture Type:

Catalog Number:

Project:









Location:

Track Suspension

Model

Length

Finish














 <p>All Track Suspension Kit</p>	SK	18 18"	36 36"	BK	
		24 24"	48 48"		WT
 <p>Suspension Kit Extender</p>	R	18 18"	48 48"	BK	
		24 24"	72 72"		WT
		36 36"			
 <p>Sloped Ceiling Adapter</p>	SK14			BK	
				WT	
 <p>Rod Coupler</p>	RI			BK	
				WT	
 <p>Suspension Adjustment Collar Kit</p>	SK05	<i>Includes two collars</i>		BK	
				WT	
 <p>Low Voltage Track Head Extension</p>	X	6 6"	24 24"	BK	
		12 12"	36 36"		WT
		18 18"	48 48"		
 <p>Wall Mount Suspension Bracket</p>	TBKT	18"		BK	
				WT	
 <p>Wire Way Cover</p>	J2-WCOV			BK	
				WT	

Accessories

Model

Finish

Dimensions

 <p>Live End Connector</p>	J2-LE	BK	4¾"
		WT	
 <p>Live End BX Connector</p>	J2-BXLE	BK	5⅞"
		WT	
 <p>"I" Power Connector</p>	J2-IPWR	BK	7"
		WT	
 <p>"L" Connector - Left</p>	J2-LLEFT	BK	4¼" × 4¼"
 <p>"L" Connector - Right</p>	J2-LRIGHT		
 <p>"T" Connector</p>	J2-T	BK	7" × 4¼"
		WT	
 <p>"X" Connector</p>	J2-X	BK	7" × 7"
		WT	
 <p>"I" Connector</p>	J2-I	BK	4½"
		WT	
 <p>"I" Dead End Connector</p>	J2-IDEC	BK	3½"
		WT	
 <p>Flexible Track Connector</p>	J2-FLX	BK	11½"
		WT	
 <p>T-Bar Drop Ceiling Attachment</p>	T-BARCLIP		1½" × 1¼"
 <p>Octagon Box Cover</p>	J2-UCP	BK	4⅞" × 4⅞"
		WT	
 <p>T-Bar End Feed</p>	J2-TBLE	BK	4⅞" × 4⅞"
		WT	

Example: **J2-FLX-WT**

WAC Lighting

www.waclighting.com

Phone (800) 526.2588 • Fax (800) 526.2585

Headquarters/Eastern Distribution Center

44 Harbor Park Drive • Port Washington, NY 11050

Phone (516) 515.5000 • Fax (516) 515.5050

Western Distribution Center

1750 Archibald Avenue • Ontario, CA 91760

Phone (800) 526.2588 • Fax (800) 526.2585