

Fixture Type: _____

Catalog Number: _____

Project: _____

Location: _____

Paloma LED522

22W Monopoint Luminaire

| System Type | Model | Beam | Color Temp & CRI | | Lumens | CBCP | Finish | |
|-------------|--------|-------|------------------|------------|--------|------|--------|-------|
| MO | LED522 | F 36° | 827 | 2700K - 85 | 1630 | 4048 | BK | Black |
| | | | 830 | 3000K - 85 | 1695 | 4218 | WT | White |
| | | | 835 | 3500K - 85 | 1745 | 4345 | | |
| | | | 840 | 4000K - 85 | 1765 | 4385 | | |
| | | | 927 | 2700K - 90 | 1355 | 3375 | | |
| | | | 930 | 3000K - 90 | 1695 | 3500 | | |
| | | N 24° | 827 | 2700K - 85 | 1650 | 5928 | | |
| | | | 830 | 3000K - 85 | 1625 | 6177 | | |
| | | | 835 | 3500K - 85 | 1675 | 6362 | | |
| | | | 840 | 4000K - 85 | 1690 | 6422 | | |
| | | | 927 | 2700K - 90 | 1301 | 4940 | | |
| | | | 930 | 3000K - 90 | 1350 | 5125 | | |
| | | S 19° | 827 | 2700K - 85 | 1590 | 7622 | | |
| | | | 830 | 3000K - 85 | 1655 | 7940 | | |
| | | | 835 | 3500K - 85 | 1705 | 8180 | | |
| | | | 840 | 4000K - 85 | 1720 | 8257 | | |
| | | | 927 | 2700K - 90 | 1325 | 6352 | | |
| | | | 930 | 3000K - 90 | 1375 | 6590 | | |

Example: **MO-LED522F-827-BK**

DESCRIPTION

Paloma is a museum-quality LED luminaire with high performance reflector optics. Available in 12W or 22W options in multiple color temperature, beam distribution, and finish options. Canopy is included with fixture. Monopoint can be ordered with an extension rod (6", 12", 18", 24", 36") to drop the head.

FEATURES


- Accommodates 1 filter lens or 1 accessory
- 365° horizontal rotation and 180° vertical aiming
- Ceiling and wall mountable
- Driver concealed within the fixture
- 5 year warranty

SPECIFICATIONS

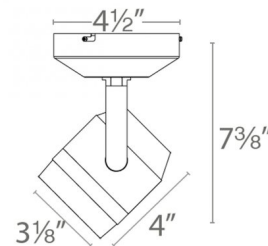
| | |
|------------------------|--|
| Construction: | Die-cast aluminum with cap ring. Clear glass lens included |
| Power: | 22W |
| Input: | 120-277 VAC, 50/60Hz |
| Dimming: | ELV: 100-5% |
| Light Source: | Integrated LED 3 Step Mac Adam Ellipse |
| Rated Life: | 50000 Hours |
| Finish: | Electrostatically Powder Coated White, Black |
| Operating Temp: | -4°F to 104°F (-20°C to 40°C) |
| Standards: | UL, cUL, Damp Location Listed |



FINISHES



LINE DRAWING



Fixture Type: _____





Catalog Number: _____

Project: _____

Location: _____

Paloma LED522 22W Monopoint Luminaire

ACCESSORIES

| | <i>Model</i> | <i>Description</i> | <i>Finish</i> |
|---|--|--|-----------------------------|
|  | LENS-20-AMB LENS-20-BLU | <i>Colored Lens</i> <i>Colored Lens</i> | <i>Amber</i> <i>Blue</i> |
|  | LENS-20-CL | <i>Clear/Frosted Lens</i> | <i>Clear</i> |
|  | LENS-20-SPR | <i>Spread Lens</i> | <i>Spread Lens</i> |
|  | LENS-20-BEL | <i>Beam Elongating Lens</i> | <i>Beam Elongating</i> |